

Beer Line Cleaning Equipment & Compounds

Which Line Cleaner to Choose?.

Penetrate for old "case hardened" lines and remote systems

B*L*C Beer Line Formula our most popular cleaner for beer and soda applications.

Super No Rinse Powder for draft system's CO2 cleaning pot, many direct draw systems, home draft units

Double Alkaline Cleaner strongest liquid cleaner available for your toughest jobs

Powder Line Cleaner most economical and powerful powder available

Acid Line Cleaner for calcium oxalate build-up. Works where alkaline cleaners won't. Use every 6 cleanings to prevent deposit build-up.

Wine Line Cleaner for wine, wine cooler, and soft drink dispensing systems. Formulated to remove tannins, tartrate, and pulp build up.

How Clean Are Your Beer Lines?

Normal Draft Beer Deposits Contain:

Beer Stone: Calcium from brewery grains, brownish deposit seen as tobacco-like flakes in beer.

Bacteria: Beer is a "food" for bacteria. Yellow and green deposits.

Yeast: Beer contains yeast, causing a creamy white deposit.

Alkaline Line Cleaners will take care of ALL of these pesky problems!

New!! Buy in Bulk Containers and Save \$\$\$!! All liquid cleaners are now available in 5 gallon, 15 gallon, 30 gallon, and 55 gallon Containers! Call for more details and pricing.



Drum Pumps also available



Liquid Cleaner

Liquid Line Cleaners Penetrate & DAC Double Alkaline are both Brewery approved and rated to use only 1 oz. per gallon for a routine cleaning. Save \$\$\$!! Compare what one oz. of these concentrates will produce to one oz. of another brand. Note all liquid line cleaners are rated at 1 oz. per gallon except BLC which is rated at 2 oz. per gallon.



Part No.	Description	1-5	6-11	*12-UP
BLC-32**	BLC Line Formula	\$8.75	\$8.40	\$7.95
PEN-32**	Penetrate	9.95	8.75	7.70
DAC-32**	DAC Double Alkaline Cleaner	9.50	8.95	8.45
ALC-33**	ALC Acid Line Cleaner	10.30	9.05	7.90
WLC-33**	WLC Wine Line Cleaner	9.80	8.55	7.50

*Call for pricing on multiple case purchases or for larger containers.

** Suffix -32 denotes new 32 oz. bottle. Suffix -33 denotes 33 oz. bottle

Superior Packaging allows Classification as ORM-D to Save on Shipping Costs
The same great commercial line cleaning products which have been the industry standard for years have locking bottle caps and heavier duty boxes and no haz mat shipping fees! Compare to the competition & SAVE \$\$\$!!

More Cleaning Products and Information Available in our "How To" 8-Page Cleaning Brochure!

CLEAR-TAP Alkaline Liquid Line Cleaner with Food Grade Dye

#CTAC-32 CLEAR TAP ALKALINE CLEANER. Powerful alkaline cleaner with food grade dye to signal that cleaner is flushed out of line.

1-11	12-24	25-UP
\$9.80	\$7.85	\$7.30



#BLC-04
Four ounces liquid BLC beer line cleaner

1-5	6-UP
\$2.55	\$2.45



#ALLKLEAR-50

50 tablets in a jar.

1-5	6-UP
\$4.05	\$3.95

ALLKLEAR TABLETS. Just drop in a tablet with the alkaline when mixed with water. Dye will attach to alkaline and show color until rinse is complete. Ultra-safe food grade dyes are non-hazardous.

Powder Line Cleaners **NEW!**

Powder Cleaner 55 oz. Tubs

Part No.	Description	1-7	8-UP
SNR-1	SNR Super No-Rinse Line Cleaner	\$12.15	\$11.35
PLC-100	PLC Powder Line Cleaner	12.87	12.38

Powder Cleaner 40 lb. Pails

Part No.	Description	1-7	8-UP
SNR-420	SNR Super No-Rinse Line Cleaner	86.95	76.95
PLC-420	PLC Powder Line Cleaner	86.95	76.95



#WLC-3 Three pound container of powder wine line cleaner. \$9.75



Beer Line, Brewing, Ice Machines & Equipment Cleaning

Beer Line Trouble Kit

#TAPCUREKIT-1 \$34.95



Instruction Book

Tap Cure Kit
Uses three very effective chemicals in different ways to cure most beverage line problems. Includes: 10 packages of PBW Powder Beverage Line Cleaner, 16 oz. portion control dispensing bottle of Acid Line Cleaner, 16 oz. portion control dispensing bottle of Sani-Clean and a spiral notebook giving step-by-step instructions on using above cleaners in special combinations for a variety of trouble-shooting purposes: Off Odor Lines; Removal of Fruit; Soft Drink and Non-Beer Flavors; Beer Oxalate Removal; Removal of Yeast, Mold and Bacteria; Fob Cleaning.



New!! Soda Cleaning or Gas Manifold. Special order. Specify if male ball lock posts are gas or liquid or a mixture. \$95.00



#401-33 Dispenser for 32 oz. or 33 oz. bottles, delivers 1/4 oz. per stroke \$2.50



#Spray-32 Empty 32 OZ. Spray Bottle with adjustable nozzle and ounce measurement markings on side for diluting chemicals with water \$1.95

Fill Spray Bottles D*B*C Liquid for Cleaning Couplers, and faucets. Fill Spray Bottles B*T*F* Liquid for Sanitizing against Bacteria, Mold, Mildew inside the walk-in cooler on outside of tubing, walls etc.



D*B*C Liquid Metal Cleaner & Mineral Deposit remover in 32 oz. Bottle

#DBC-32

1-5 \$9.75 6-11 \$9.45 12-UP \$8.95

DBC Metal Cleaner/"Nickel Safe" Ice Machine Cleaner/Mineral Deposit & Scale Remover/Safe on Chrome/Brass Great for Cleaning Beer Faucets & Couplers



D*B*C Liquid Metal Cleaner in 4 oz. Bottle

#DBC-04

1-5 \$2.55 6-UP \$2.45

BTF Iodophor Sanitizer

Great for sanitizing beer lines- inside and out. A Homebrewer's favorite for sanitizing anything that contacts beer. Sanitizes ice machines after cleaning with Nickel safe DBC Cleaner.



B*T*F Liquid Iodophor Sanitizer in 33 oz. Bottle

#BTF-33

1-5 \$9.75 6-11 \$9.45 12-UP \$8.95



B*T*F Liquid Iodophor Sanitizer in 4 oz. Bottle

#BTF-04

1-5 \$2.55 6-UP \$2.45

Glass Cleaning Equipment & Compounds

- ✓ Concentrated products for "wash-rinse- sanitize"
- ✓ Prevent streaks, spots and film
- ✓ Contain no lubricants or resins
- ✓ Will not affect beer carbonation
- ✓ EPA and state health department approved

TDC, LFD and BTF Detergents and Sanitizers Require No Separate Mineral Solvents! They are built into the product.



Pre-Measured Powder Pouch Packets

Avoid measuring and waste! Simply open and pour entire contents of one packet into tank (for 8 hours of normal use). Moisture-proof envelopes, 72 pouch packets per carton



Liquids
Concentrated, non-oil based liquids in 32 oz. containers

See Page 93 for Manual & Electric Glass Washers

Part#	Pouch-Pack Powders	1-5	6-11	12-UP
TDC-72	Pre-measured powder detergent for manual brushes, use in first tank	\$19.75	\$18.65	\$17.55
LFD-72	Pre-measured powder low foaming detergent for electric brushes, use in first tank	19.75	18.65	17.55
BTF-72	Pre-measured powder chloromela-mine sanitizer, use in last tank	19.75	18.65	17.55
Part#	Liquids-32 oz. bottles	1-5	6-11	12-UP
TDC-32	Liquid detergent for manual brushes, use in first tank	\$8.75	\$8.05	\$7.90
LFD-32	Liquid low foaming detergent for electric brushes, use in first tank	8.75	8.05	7.90
BTF-32	Liquid iodophor sanitizer, use in last tank	9.75	9.45	8.95

Pre-Measured Tablets
Add one tablet to a standard tank (2 1/2 gallons water) for approximately 8 hours of use



#TDC-100 Tablet Sanitizer use in last tank. 100 tablets per container
1-11 \$14.75 12-23 \$12.15 24-UP \$11.95



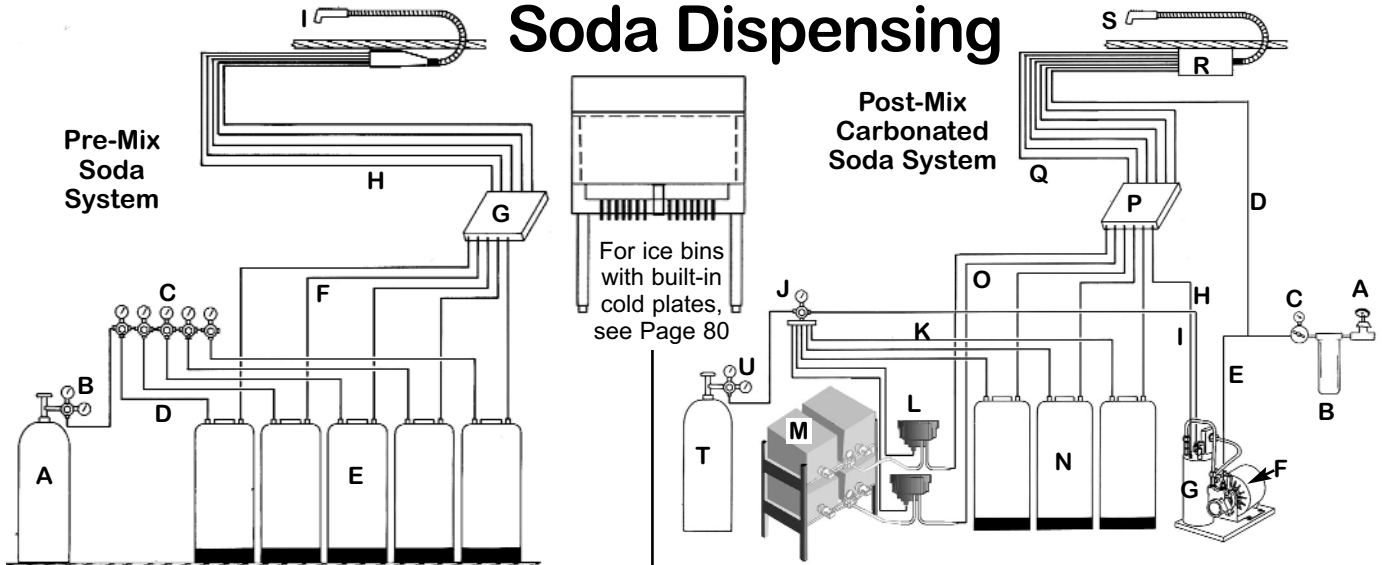
#25-123 PH Test Strips. 50 strips. Tests for chlorine level in PPM for 3rd sink sanitizing. Health department approved. \$6.95



Bulk Powders: Concentrated, non-oil based powder in 25 oz. containers

#TDC-25 Powder Cleaner for manual brushes use in first tank.
1-11 \$10.80 12-23 \$9.05 24-UP \$7.90

Soda Dispensing



- A CO2 tank
- B Primary high pressure regulator
- C 0 to 100 PSI secondary regulators (diet products run at a different pressure)
- D CO2 pressure lines from secondary regulator
- E Premixed soda product tanks
- F Premix outlet lines to cold plate
- G Cold plate with ice
- H Chilled premix soda lines from cold plate to gun
- I Premix gun (or refrigerated tower, not shown)

- A Water valve
- B Water filter (strainer required)
- C Water regulator
- D Water flow to gun
- E Water flow to carbonator
- F Motor and rotary vane pump
- G Carbonator tank
- H Carbonated water from carbonator to cold plate
- I 90 to 110 PSI CO2 into carbonator
- J 0 to 100 PSI secondary regulator(s) to propel pumps or syrup tanks
- K CO2 pressure lines from secondary regulator
- L Bag-in-box pumps
- M Bag-in-box syrup w/fittings
- N Syrup tanks with disconnects
- O Syrup outlet lines to cold plate
- P Cold plate with ice
- Q Chilled syrup and carbonated water lines from cold plate to gun
- R Syrup to carbonated water adjustment setting manifold
- S Postmix gun (or refrigerated tower, not shown)
- T CO2 tank
- U 0 to 160 PSI high pressure regulator



WUNDERBAR Mechanical Bar Guns

Fittings, drip cups and hose hanger kits included. Accessories available at additional cost: lock boxes, syrup separators and parts

Premix Bar Guns (with ice shield)

Part#	Description	Cost
WB-PMX-5-S	5 flavor	\$195.95
WB-PMX-7-S	7 flavor	199.95

Postmix Non-Flow Regulated Bar Guns (with split manifold)

WBM-750	7 button, 5 flavor	235.95
WBM-860	8 button, 6 flavor	235.95
WBM-10530	10 button, 8 flavor, 5 carb, 3 noncarb	273.95
WBM-10620	10 button, 8 flavor, 6 carb, 2 noncarb	243.95
WBM-12640	12 button, 10 flavor	300.95
WBM-14660	14 button, 12 flavor	333.95

Postmix Flow Regulated Bar Guns (with flow regulator manifold)

WBM-860FR	8 button, 6 flavor	329.95
WBM-10620F	10 button, 8 flavor	379.95
WBM-12640F	12 button, 10 flavor	439.95

Juice Bar Guns

WBM-6JD-3/8	6 flavor w/split manifold	227.95
WBM-1-PM-F	1 flavor postmix fast flow	170.95
WBM-2-PM-F	2 flavor postmix fast flow	175.95



Premix Soda Coolers

For Cold Plates Only, See Page 16


- ✓Plastic cooler with drain
- ✓Premix soda faucets and shanks
- ✓Stainless steel fittings
- ✓Cold Plate
- ✓Internal tubing and 7 ft. braided polyethylene soda tubing from cold plate to premix soda tanks

Units are pre-assembled and UPS shippable. Ball lock or pin lock disconnects. Regulators and CO2 tanks NOT included.

Model#	Taps	Plate Size	Box Type & Size	Cost
P186P	1	8" x 12"	6 gallon plastic	\$159.95
P286P	2	8" x 12"	6 gallon plastic	239.95
P21010M	2	10" x 15"	48 quart plastic	254.95
P3814M	3	8" x 14"	48 quart plastic	309.95
P4814M	4	8" x 14"	48 quart plastic	369.95
P41010M	4	10" x 15"	48 quart plastic	379.95



Premix Valve and Shank #25-2539 Self-closing valve with automatic shut-off and flow control and compensator \$52.95



#151689-000 Premix valve wrench x standard faucet wrench \$4.95



McCann's High Volume Carbonator

12 3/4" wide x 13 1/2" deep x 10 1/2" high. 115V plug-in cord included.
#E4000397 Fast flow carbonator with vent check valve
\$389.95



#FTV-12
 Heavy duty self-piercing water saddle valve. Fits from 1/2" to 7/8" OD copper pipe or tube, or 3/4" stainless steel.
 1-11 \$19.95 12-UP \$18.95




#263A
 Water Pressure Regulator
 Regulates water between 0 to 125 lbs. as needed by rotary vane pump. Maximum inlet pressure 300 lbs. Two 3/8" female thread ports and one 1/4" female thread port for gauge.
\$35.00

Soda Equipment

#742HP-5WAY 0-60 Primary Regulator As's



Includes 5-way manifold with 1/4" flare fittings, each with individual check valves. Four brass caps can be used to act as shut-offs when line is not in use. Works with #NP-SN-4, #SS-SHS-44 and #NYFW-4 fittings and #601 1/4" tubing to match up to ball lock and pin lock connectors. Uses #SS-SHSA-544 fitting and #603 5/16" tubing to match up to Sankey fittings.
\$66.95



#7201/100 Double body with high pressure gauge regulator (100 PSI)
\$81.95

#720160/160 Double body with high pressure gauge regulator (160 PSI)
\$81.95

#720160/100 Double body with high pressure gauge regulator (one 160 PSI body & one 100 PSI body)
\$81.95



1 8 3 3 0 4 - 1
 Regulator Manifold
\$19.95

NOTE: Most health departments require a vented check valve to prevent carbonated water from backflowing. If not ordered as part of a carbonator, it can be installed in-line. Other models available.
#911-66 3/8" MFx 3/8" MF double vented check valve **\$22.95**



#100-2181
 0-100 secondary regulator assembly. Standard with 1/4" male flare inlet, 1/4" male flare outlet with check valve. Other fittings available.
\$37.95



#7101 Single body double gauge regulator (100 PSI)
 1-5 \$48.95 6-UP \$46.95

#710160 Single body double gauge regulator (160 PSI)
 1-5 \$48.95 6-UP \$46.95



#183301-1
 Brass check valve, 1/4" MPT x 1/4" MF. **\$1.80**

Plastic Tool/Parts Boxes w/ See-Through Lids

Custom Tool Boxes Available That Are Filled With Washers, Clamps, Tools And More...Made to Your Needs for Salespeople, Servicemen or Shop Use!
 Call us and we will design a kit for you!



#TRGS-KIT
 General repair kit for Tap-Rite and generic style US Sankey couplers.
\$15.95



#TOOLBOX-43
 4 5/8" W x 3 3/8" D x 1 1/4" H. 4 fixed compartments with 2 additional removable dividers. See-through plastic construction.
\$4.25



#TOOLBOX-74
 7" W x 4" D x 1 1/2" H. 3 non-adjustable compartments with 6 dividers are adjustable to make any size compartments. See-through plastic construction.
#TOOLBOX-74
\$6.95



#TOOLBOX-1813
 18" W x 13" D x 3" H. 8 non-adjustable compartments. 24 adjustable dividers can create up to 24 additional compartments. See-through plastic top, solid grey plastic body. Carrying handle folds flat when not in use.
#TOOLBOX-1813
\$37.95



#TOOLBOX-181312
 New!! HEAVY DUTY BOX WITH TWO REMOVABLE 13-1/2" W x 9-1/2" D x 2" H CLEAR BOXES. Each box has four stationary compartments with 16 additional dividers to allow up to 20 compartments. Tackle box style top section has one big compartment that's 17" W x 10" D x 4-1/2" to 6" H. Measures 18" W x 13" D x 12" H overall.
 Part **#TOOLBOX-181312**
\$43.95



#TOOLBOX-19174
 New!! HEAVY DUTY BOX WITH REMOVABLE 3-1/2" TALL BINS. 12 Bins measure 4" x 3" & 2 Bins measure 6" x 4". Aluminum Handle and Clasps. Nylon carry strap. Measures 19" W x 17" D x 4-3/8" H.
 Part **#TOOLBOX-19174**
\$29.95

Beverage Dispensing Tubing and Fittings



Braided Polyethylene Beverage Tubing

Great for soda, wine, beer, mixed gas or CO2 systems. Flexible, will not kink. Can handle high or low pressures. Braided barrier tubing also available, see page 15.

Part#	Description	Use Clamps	1-500'	500' Roll
BY-4	.265"ID x .420"OD	STP-123, STP-133	\$.35/ft	\$.25/ft
BY-6	.375"ID x .535"OD	STP-157, STP-170	.41/ft	.31/ft
BY-7	.510"ID x .675"OD	STP-185	.46/ft	.34/ft

Nylon Flare Washers



Part#	Size	1-11	12-UP
NYFW-4	1/4"	\$.12	\$.10
NYFW-5	5/16"	.14	.12
NYFW-6	3/8"	.16	.14
NYFW-7	1/2"	.23	.21

For Hose Clamps and Clamping Tools, See Page 29.



Stainless Steel Swivel Hose Stems

Part#	Description	Fits Nut	1-11	12-UP
SS-SHS-44	1/4" barb stem	NP-SN-4	\$.52	\$.47
SS-SHS-24	1/8" barb stem	NP-SN-4	1.20	1.10
SS-SHS-46	1/4" barb stem	NP-SN-6	1.10	.99
SS-SHS-45	1/4" barb stem	NP-SN-5	1.10	.99
SS-SHS-66	3/8" barb stem	NP-SN-6	.99	.89
SS-SHS-77	1/2" barb stem	NP-SN-7	1.75	1.65




Nickel Plated Brass Swivel Nuts (Female Flare)

Part#	Description	1-11	12-UP
NP-SN-4	1/4" flare (7/16" -20 thread)	\$.42	\$.38
NP-SN-5	5/16" flare (1/2" -16 thread)	.95	.85
NP-SN-6	3/8" flare (15/16" -18 thread)	.59	.55
NP-SN-7	1/2" flare	1.70	1.60



Swivel Hose Stem, Nut and Washer Assembly

Part#	Description	1-11	12-UP
SS-SHSA-844	3/8" barb stem & 1/4" nut (1 pc.)	\$2.45	\$2.25
SS-SHSA-544	5/16" barb stem, 1/4" nut, (2 pc)	2.45	2.25



Female Swivel Elbows S/S Barbed Elbow x Female Flare Nut

Part#	Description	Cost
SS-FSE-44	1/4" barbed elbow x 1/4" FFL nut	\$2.15
SS-FSE-48	1/4" barbed elbow x 3/8" FFL nut	2.65
SS-FSE-88	3/8" barbed elbow x 3/8" FFL nut	2.65

Stainless Steel Female Flare Swivel Cap Nuts



Part#	Size	Cost
SS-FSC-4	1/4"	\$1.15
SS-FSC-5	5/16"	1.65
SS-FSC-6	3/8"	1.70

Stainless Steel Male Flare Plugs



Part#	Size	Cost
SS-MFP-4	1/4"	\$1.15
SS-MFP-5	5/16"	1.65
SS-MFP-6	3/8"	1.70



Half Unions Male Flare (MF) x Male Pipe Thread (MPT) Unions

Description	Brass	Cost	Stainless	Cost
1/4" MF x 1/4" MPT	BR-HU-44	\$.80	SS-HU-44	\$2.00
1/4" MF x 3/8" MPT	BR-HU-46	1.40	SS-HU-46	3.20
1/4" MF x 1/2" MPT	BR-HU-47	1.80	N/A	
3/8" MF x 1/4" MPT	BR-HU-64	1.00	SS-HU-64	3.00
3/8" MF x 3/8" MPT	BR-HU-66	1.40	SS-HU-66	3.40
3/8" MF x 1/2" MPT	BR-HU-67	1.80	SS-HU-67	8.00
3/8" MF x 3/4" MPT	BR-HU-68	2.60	N/A	
1/2" MF x 1/4" MPT	BR-HU-74	1.80	SS-HU-74	8.00
1/2" MF x 3/8" MPT	BR-HU-76	1.80	SS-HU-76	8.00
1/2" MF x 1/2" MPT	BR-HU-77	2.00	SS-HU-77	11.00



Male Pipe Hose Nipples Male Pipe Thread x Barb Hose Nipple

Description	Brass	Cost	Stainless	Cost
1/4" barb x 1/4" MPT	BR-MPHN-44	\$1.15	SS-MPHN-44	\$2.95
1/4" barb x 3/8" MPT	BR-MPHN-46	1.40	SS-MPHN-46	3.95
1/4" barb x 1/2" MPT	BR-MPHN-47	2.60	SS-MPHN-47	5.70
5/16" barb x 1/4" MPT	BR-MPHN-54	1.15	SS-MPHN-54	3.80
3/8" barb x 1/4" MPT	BR-MPHN-64	1.15	SS-MPHN-64	3.10
3/8" barb x 3/8" MPT	BR-MPHN-66	1.40	SS-MPHN-66	3.95
3/8" barb x 1/2" MPT	BR-MPHN-67	2.20	SS-MPHN-67	5.90
1/2" barb x 3/8" MPT	BR-MPHN-76	1.80	SS-MPHN-76	5.40
1/2" barb x 1/2" MPT	BR-MPHN-77	2.00	SS-MPHN-77	5.50



S/S Male Flare X Hose Barb

Description	Stainless	Cost
1/4" barb x 1/4" MF	SS-MFHN-44	\$1.85
1/4" barb x 5/16" MF	SS-MFHN-45	1.95
1/4" barb x 3/8" MF	SS-MFHN-46	1.95
3/8" barb x 1/4" MF	SS-MFHN-64	1.95
3/8" barb x 5/16" MF	SS-MFHN-65	1.95
3/8" barb x 3/8" MF	SS-MFHN-66	2.95
3/8" barb x 1/2" MF	SS-MFHN-67	6.50
1/2" barb x 1/2" MF	SS-MFHN-77	7.50

More S/S Fittings Available. See Pages 41 & 47. If you don't see it, ask!



Male Flare Unions S/S Male Flare x Male Flare

Part#	Description	Cost
SS-MFU-44	1/4" MFL x 1/4" MFL	\$2.15
SS-MFU-45	1/4" MFL x 5/16" MFL	2.15
SS-MFU-55	5/16" MFL x 5/16" MFL	2.15
SS-MFU-56	5/16" MFL x 3/8" MFL	2.95
SS-MFU-66	3/8" MFL x 3/8" MFL	2.95



S/S Needle Shut-Off Valves more sizes available

Part#	Description	Cost
SS-NV-44	1/4" MFL x 1/4" MFL	\$10.50

**Wunder-Bar
Wine Gun**



Eliminates need for wine containers behind the bar. Profitable and efficient! Flex hose assembly, 4 buttons, 34" length. All fittings and hardware included. 1/4" fittings standard, 3/8" optional. Individual flow metering screws. Serves chilled and room temperature.

**#WBM-4WD
\$174.95**




**Cornelius
Lexan
Molded
Shank
Assemblies**

For use with #660W faucet. Tough food grade lexan shank features metal teeth that help prevent stripping without coming in contact with wine. Coupling nut, black plastic flange, sleeve and lock nut included.

Part#	Length	1-11	12-UP
1673	3 1/4"	\$14.95	\$14.45
1674	4"	15.45	14.95
1676	6"	16.45	15.95
1678	8"	18.95	18.45
16710	10"	19.95	19.45



#151162000
Cardboard sleeve for wine shank \$1.85



**Single Underbar Mounting Assembly
at a Special Price!**

All components with direct contact to product are made of food grade plastic or stainless steel.

#UMA-1 Kit contains one each:
#660W Cornelius plastic faucet
#1673 lexan shank assembly
#481 underbar mounting bracket
#151165000 cardboard sleeve
#24R rubber washer
#218 brass chrome plated hex nut
#SS-216C 3/16" stainless steel hose nipple
Only \$45.95



Stainless Steel Faucets

Feature stainless steel body, shaft assembly and lever

#525SS-PK All S/S
Faucet Head
1-11 12-UP
\$23.95 \$20.95



Underbar Mounting Bracket

3" x 3" front plate with one 1" hole, 2 1/2" x 3" top plate with 4 screw holes, 1/4" thick. Multiple holes available.

#481 Satin finish aluminum.
1-5 6-UP
\$6.95 \$6.65

Soda & Wine Equipment



US Sankey Stainless Steel Probe Coupler
Extremely durable and will not affect product taste. Lever handle and forged brass body construction.

#CH5000SS

Stainless steel probe US Sankey.
1-11 12-UP
\$30.95 \$28.50

See Page 19 for parts



Cornelius Molded Plastic Wine Faucet

Chip resistant, lasting finish. Metal shank thread helps prevent stripping without coming in contact with wine. Brass knob lever.

#660W Plastic Wine Faucet
1-11 12-UP
\$22.95 \$21.95

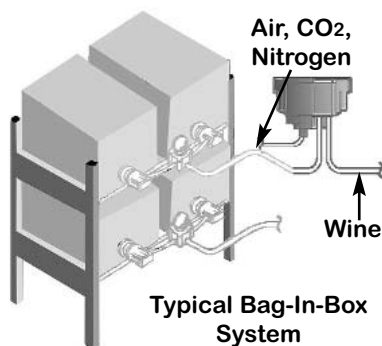
Parts for #660W Plastic Wine Faucet

All other replacement parts same as beer faucets (See Page50)

Part#	Description	Cost
1322P	Plastic shaft	\$3.85
1322P-O	"O" ring for plastic shaft	.68
1302P	Plastic knob lever collar	1.60
1302P-O	Plastic knob lever bonnet	1.40

See Page 29 for S/S Nipples, splicers, Rubber Washers & Hex nuts

Bag-In-Box Systems



Typical Bag-In-Box System



FLO-JET 5000 CO2 Driven Dispensing Pump

Fully automatic, requires no operator involvement. Built-in control automatically stops the pump when bag is empty and restarts when new bag is connected. The FLO-JET 5000 will supply up to four dispensing valves at remote locations and pumps a wide variety of beverages (wines, juices, syrups, etc.) on demand. Compact size and plug-in ports make installation quick and easy.

#5000 Flo-Jet Pump
1-5 6-UP
\$49.95 \$47.95

Optional fittings for #5000 Pump:
#1510-000 CO2 disconnect shut-off...\$3.99
#20324-030 1/4" hose connection.....\$4.25



Transfer Valve
Automatically changes from empty to full bag without interrupting flow. Minimizes sold-out down time and eliminates need to change bag during peak dispensing periods. May also be operated manually
#1500 Transfer Valve
\$17.50



#111841

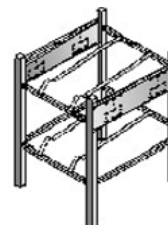


#3-C-201



#325014

Part#	Description	Application	Cost
111841	Schollee Tee Fitting	BNB hook-up	\$4.35
111840	Tomlinson Bag Faucet	BNB wine hook-up	6.10
3-C-201	Universal Gravity Adapter	BNB hook-up	3.75
111842	Schollee "L" Fitting	BNB hook-up	4.35
325014	1/4" Barb Plastic Shut-Off	BNB inline shut-off	9.95
325016	3/8" Barb Plastic Shut-Off	BNB inline shut-off	9.95



Stackable Bag-In-Box Racks
Racks lock in place. 2 high x 1 wide capacity
#0540 Bag-In-Box Rack
1-3 4-UP
\$38.95 \$34.95

#0540 (stacked)

How Clean Are Your Beer Glasses?

The cleanliness of your beer glasses says a lot about your establishment. Truly clean glasses make the beer look more appealing, resulting in more sales. Poorly cleaned glasses result in a less savory looking product, plus the taste of the beer can be affected. When pouring beer into a truly clean glass, a thick, tight, creamy head will form. When pouring beer into a poorly cleaned glass, the head will be loose with large bubbles and the head will quickly disappear. The poorly cleaned glass will need to be filled closer to the top, resulting in fewer glasses per keg...and less profitability.

Using The Wrong Detergents and Sanitizers:

The No. 1 Cause of Flat Beer

Petroleum or fat-based detergents and sanitizers leave an invisible greasy film on the glass, which can kill the head on the beer. Household and commercial dishwashing detergents for the kitchen are not formulated for beer glass cleaning, and will not get your beer glasses truly clean.

How to Spot a Truly Clean Beer Glass

Check Out The Head
Beer poured into a truly clean glass will form a thick, creamy head of foam.

What A Body!
The beer is clear with no bubbles sticking to the sides of the glass.

"Lacing"
When drinking from a truly clean glass, after each sip you will notice that the foam clings to the inside of the glass, forming lacy rings.

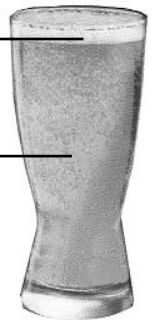


How to Spot a Poorly Cleaned Beer Glass

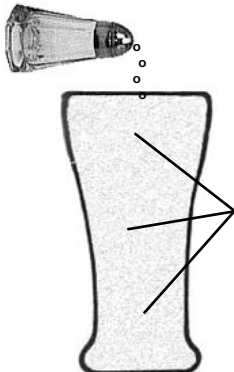
Off With The Head!
Beer poured into a poorly cleaned glass will form a loose, thin head with large bubbles.

I Ain't Got No Body!
Tiny bubbles rise from the bottom of the glass and cling to the sides.

No Trace of the Lace
When drinking from a poorly cleaned glass, after each sip no lacing occurs. Instead, foam clings to the glass in a spotty, random manner - or possibly not at all.

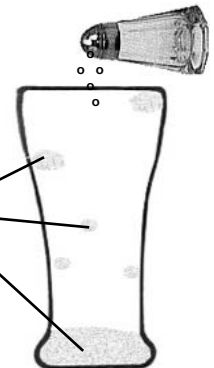


The Salt Test: A Quick and Easy Way To Check For Greasy Film



Sprinkle some salt on the inside of a freshly washed (but still wet) glass. If the glass has been properly cleaned using the right detergent, the salt will stick evenly to the inside of the glass.

If the glass has been improperly cleaned, and/or the wrong detergent has been used, the salt will stick randomly or collect at the bottom of the glass. Any place where the salt does not stick indicates the presence of a greasy film.



Why Draft Beer? It's Profitable!



An average 1/2 keg of draft beer costs only about \$60.00 and can yield...

=



...about 220 servings in a 12 oz. hourglass with a 1" head of creamy foam. If each serving is sold at \$1.50 per glass...

=



...a gross profit of \$330.00 per 1/2 keg can result!

Draft beer can be profitable, fresh and delicious, yet accounts for less than 10% of all beer sales. Why? At one time, beer was nearly always sold in draft form. **For draft beer to be served at its best, it must be handled and stored properly:**

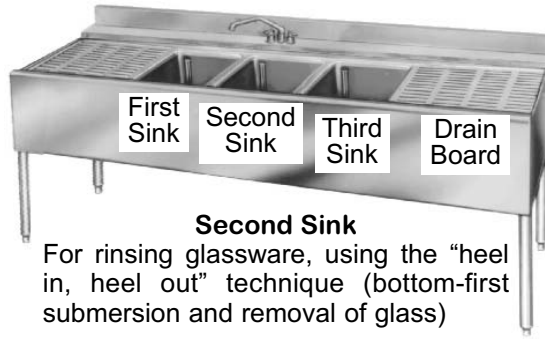
- ✓ A draft beer delivery system must be correctly installed and **cleaned weekly**
- ✓ The optimal amount of carbonation must be maintained
- ✓ Glasses must be cleaned properly
- ✓ Servers must learn to pour the beer correctly

In other words, draft beer is an art form, one that can be easily learned. For too long, one of the best profit-makers in any bar, tavern or restaurant has been ignored. For a moderate investment of money, time and talent, you can enhance your customers' enjoyment of the product...and your profitability as well!

Beer Math 101

First Sink

Contains electric or manual brushes and glass cleaner in either portion control pouches of powder, bulk powder, liquid or tablets. Electric brushes require low foaming detergent to prevent over-sudsing. Mineral solvent may be needed, depending on the hardness of the water. **TDC and LFD detergents require NO MINERAL SOLVENT!**



Second Sink

For rinsing glassware, using the "heel in, heel out" technique (bottom-first submersion and removal of glass)

Third Sink

Contains sanitizer and mineral solvent if needed*, depending on the hardness of the water. Sanitizing your glasses helps prevent the spread of germs and keeps your customers healthy!

***BTF sanitizer requires NO MINERAL SOLVENT!**

Drain Board

Allows air to flow up and into glasses for sanitary, lint-free drying. Never towel-dry glasses!

How to Properly Clean Beer Glasses Using a 3-Sink System

Preparation:

1. Begin by thoroughly cleaning the bottoms and sides of each sink compartment with a little glassware cleaner.
2. Place manual or electric brushes in first sink. Be sure that each brush is clean and not worn.
3. Fill the first sink just short of the tops of the brushes. Use hot or cold water.
4. Add glass cleaner to the first sink, following instructions on the packet.
TDC and LFD detergents require NO MINERAL SOLVENT!
5. Fill the second sink with clean, continuously flowing hot or cold water.
6. Fill the third sink with 3 gallons of hot or cold water and add the sanitizer per instructions on the packet.
BTF sanitizer requires NO MINERAL SOLVENT!

Glass Cleaning:

1. Wash each glass in the first sink. Be sure that all of the edges of the glass come in contact with the brushes. If using a 3-brush manual system, clean the glass on the brush in the center, rotating back and forth more than 180°.
2. Rinse each glass in the second sink using the "heel in, heel out" technique: Submerge the glass bottom first, at an angle, and remove the glass bottom first, at an angle. Submerging the top of the glass first can create an air pocket and prevent thorough rinsing.
3. Sanitize each glass in the third sink using the "heel in, heel out" technique as above. Check local health codes for specific sanitizing guidelines.
4. Place the glasses upside down on a well corrugated drain board and allow to air dry. Towel drying can leave lint on glasses. Dry glasses should not be stored on smooth surfaces, including rubber drain pads or towels.

More Glasses of Beer! More Profit from Each 1/2 Keg!

Beer won't be FLAT! The HEAD will HOLD!

When you WASH glasses in Brewery-Approved **TDC** or **BTF** and SANITIZE in **B-T-F**
No Mineral Solvent Required!



Size	*Appx Glasses per 1/2 Keg		Profit-Added Glasses
	1" Head	No Head	
8 oz.	343	248	95
10 oz.	265	198	67
12 oz.	221	165	56



Size	*Appx Glasses per 1/2 Keg		Profit-Added Glasses
	1" Head	No Head	
10 oz.	264	198	66
11 oz.	235	180	55
12 oz.	220	165	55
13 oz.	198	152	46

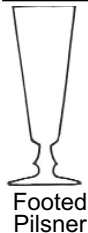
Get 95 More Servings per 1/2 Keg from a Properly Cleaned 8 oz. Pilsner Glass!



Size	*Appx Glasses per 1/2 Keg		Profit-Added Glasses
	1" Head	No Head	
8 oz.	305	248	57
10 oz.	248	198	50
12 oz.	210	165	45



Size	*Appx Glasses per 1/2 Keg		Profit-Added Glasses
	1" Head	No Head	
10 oz.	248	198	50
12 oz.	203	165	38
14 oz.	169	141	28
16 oz.	149	124	25



Size	*Appx Glasses per 1/2 Keg		Profit-Added Glasses
	1" Head	No Head	
8 oz.	325	248	77
9 oz.	282	220	62
10 oz.	250	198	35



Size	*Appx Glasses per 1/2 Keg		Profit-Added Glasses
	1" Head	No Head	
9 oz.	378	220	158
10 oz.	330	198	132
12 oz.	248	165	83
14 oz.	209	141	68



Size	*Appx Glasses per 1/2 Keg		Profit-Added Glasses
	1" Head	No Head	
8 oz.	315	248	67
9 oz.	270	220	50
10 oz.	245	198	47



Size	*Appx Pitchers per 1/2 Keg		Profit-Added Pitchers
	1" Head	No Head	
52 oz.	47	38	9
60 oz.	39	33	6

Under Bar Sinks



2200 Series Underbar Sinks

- ✓ 4" rear deck
- ✓ Deck mount faucets (4 bowl units come with 2 faucets)
- ✓ 1 1/2" drains with standpipes
- ✓ Welded cross-braced galvanized legs
- ✓ Large, deep* bowls (10"W x 14"D x 10"H)
- *"Deep" refers to front-to-back dimension
- ✓ 22" overall front-to-back depth
- ✓ NSF Approved
- ✓ FOB DE

No. of Unit	Drain Board Size	Appx Wgt	1800 Series		2200 Series	
			Model#	Cost	Model#	Cost
2	3 ft. 13"	70 lb	B3R/L-2-18	\$534.00	B3R/L-2-22	\$564.00
2	4 ft. 25"	78 lb	B4R/L-2-18	542.00	B4R/L-2-22	580.00
2	4 ft. 13" ea	78 lb	B4C-2-18	542.00	B4C-2-22	580.00
3	4 ft. 13"	76 lb	B4R/L-18	608.00	B4R/L-22	643.00
3	5 ft. 13" ea	78 lb	B5C-18	627.00	B5C-22	672.00
3	6 ft. 19" ea	93 lb	B6C-18	661.00	B6C-22	707.00
3	7 ft. 25" ea	100 lb	B7C-18	735.00	B7C-22	786.00
3	8 ft. 31" ea	118 lb	B8C-18	804.00	B8C-22	863.00
4	6 ft. 13" ea	100 lb	B6C-4-18	781.00	B6C-4-22	832.00
4	7 ft. 19" ea	112 lb	B7C-4-18	831.00	B7C-4-22	889.00
4	8 ft. 25" ea	123 lb	B8C-4-18	831.00	B8C-4-22	886.00



#01-7988
Stainless Steel
bottle cap
receptacle.
\$18.95



#01-7935 Zinc plated steel bottle opener w/can punch 4 1/4" L x 3/4" W

1-49 50-UP
\$1.55 \$0.95

#01-7973 S/S Flat opener- a bartenders favorite. Slides in and out of pocket easily. One side is finger grab. the other side reversible bottle opener.



#01-7989 Wall Mounted
Bottle Opener with
screws

1-11 12-UP
\$3.45 \$3.15

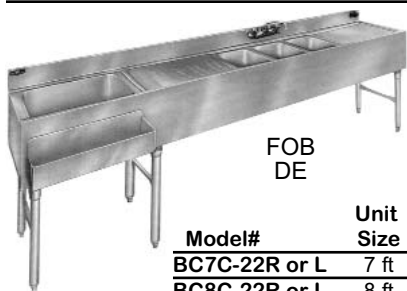


Plastic Pitchers

#01-4152 32 oz.
\$4.15

#01-4160 64 oz.
\$5.35

Part#	Description	Cost
01-7322	22" Long Stainless Steel Bottle Holder	\$28.95
01-7332	32" Long Stainless Steel Bottle Holder	39.95
01-7432	42" Long Stainless Steel Bottle Holder	49.95



FOB
DE

2200 Series Combination Units

- ✓ 1 1/2" drains with standpipes
- ✓ Welded crossbraced galvanized legs.
- ✓ Bowls measure 10"W x 14"D x 10"H
- ✓ 3 and 4 compartment sinks available.
- ✓ 22" overall front-to-back depth.
- ✓ Ice bins are 15 3/8" x 19 3/4" x 8"

Model#	Unit Size	No. of Sinks	Drain Board	Cocktail Units Qty	Ice Bin Size	Location	Appx Wgt	Cost
BC7C-22R or L	7 ft	3	13" ea	1 24"	R/L	121 lb	\$1016.00	
BC8C-22R or L	8 ft	3	19" ea	1 24"	R/L	132 lb	1051.00	
BC9C-22R or L	9 ft	3	25" ea	1 24"	R/L	177 lb	1151.00	
BC9C-22R/L	9 ft	3	13" ea	2 24"	R and L	208 lb	1392.00	
BC10C-22R or L	10 ft	3	31" ea	1 24"	R/L	211 lb	1227.00	
BC10C-22R/L	10 ft	3	19" ea	2 24"	R and L	211 lb	1429.00	
BC8-4C-22R or L	8 ft	4	13" ea	1 24"	R/L	205 lb	1201.00	
BC10-4C-22R/L	10 ft	4	13" ea	2 24"	R and L	235 lb	1433.00	



Combination Units

Two Advantages of the 2200 Series:

- The deck mount faucets are more accessible, easier to install, repair or replace (1800 series faucets must mount to wall)
- The 4" back shelf provides valuable space. Whenever space permits, the 2200 is recommended

"X" = location of faucet mounting



Ice Chests

✓ 8", 12" & 16" (call) deep ice bins with seamless covered corner construction. Insulated. 304 S/S bowl with centered drain.

✓ S/S front and ends. 4 1/2" or 5" S/S backsplash-included in 33 1/2" overall height.
✓ S/S sliding ice bin cover

standard.

✓ Welded galvanized crossbraced legs with adjustable plastic feet.
✓ NSF approved. FOB DE



Ice Bins now include sliding covers and bottle holders

Depth Bowl	Overall Width	1800 Series- 18" Deep			2200 Series- 22" Deep		
		Model#	Wgt	Cost	Model#	Wgt	Cost
8"	24"	B2CT-18	65 lb.	\$397.00	B2CT-22	66 lb.	\$397.00
8"	24"	B21C-18	50 lb.	508.00	B21C-22	59 lb.	508.00
12"	24"	B21C-12D-18	55 lb.	594.00	B21C-12D-22	56 lb.	594.00
8"	30"	B30IC-18	59 lb.	566.00	B30IC-22	60 lb.	566.00
12"	30"	B30IC-12D-18	65 lb.	662.00	B30IC-12D-22	66 lb.	662.00
8"	36"	B36IC-18	63 lb.	624.00	B36IC-22	71 lb.	624.00
12"	36"	B36IC-12D-18	73 lb.	731.00	B36IC-12D-22	74 lb.	731.00
Cocktail Units with 7 Circuit Built-In Cold Plates							
8"	24"	B2CT-18-7	88 lb.	887.00	B2CT-22-7	90 lb.	887.00
12"	30"	B30IC-12D-18	90 lb.	662.00	B30IC-12D-22	91 lb.	662.00





#AA
\$345.00



#AA-SUB
Submersible
\$430.00

- ✓Five brushes
- ✓No special plumbing required
- ✓Completely portable
- ✓Fit any tank
- ✓Quiet 1/3 HP motor
- ✓120V, 3 prong plug with cord, sealed switch
- ✓Model #AA is 9"W x 12"D x 17³/₄"H.
- ✓Model #AA-SUB is 9"W x 12"D x 11"H
- ✓2 year guarantee on all parts, lifetime labor
- ✓UPS shippable, FOB FI (UPS SHIPPABLE)



***Universal Replacement Brushes**

Part#	Description	Application	Cost
BRS-917SL	6" Slotted Brush- Universal Standard Repl.		\$14.25
BRS-920SL	6-3/4" Slotted Brush	"	15.25
BRS-922SL	7-1/2" Slotted Brush	"	16.25
BRS-975SL	8-1/2" Slotted Brush	"	21.05
BRS-976SL	9" Slotted Brush(Pilsners up to 8-1/2" deep)		21.45

****Specialty Replacement Brushes**

Part#	Description	Application	Cost
BRS-732SG	Shot Glass Brush		\$23.75
BRS-930	Pitcher and Coffee Pot Brush		22.75
BRS-935	Narrow Top Coffee Pot Brush		22.75
BRS-950	Margarita & Martini Brush		18.55
BRS-980	4" Scrub Brush for Muffin Pans		15.75

Glass Washing

Manual Glass Washers

**Great Quality!Great Price!
Only \$13.95**




- ✓Nylon brushes never collapse
- ✓Compact, handy to use
- ✓Positive suction base holds firmly in place
- ✓Sanitary, easy to maintain

#MTB-100 Only \$13.95
#MTB-RB Replacement Brush \$3.95

*Universal Brushes are a perfect fit in all brands of washers(except WaringTM) **Specialty brushes designed for BarmaidTM only



**NSF Approved
Water & Manual
Powered Glass
Washers That
Require only one
sink to wash and
rinse. Use a second
sink for sanitizing
and free up your
Third Bar Sink for
other uses!**



Easy to install : Installs in a few minutes with NO plumber or electrician needed Includes universal adapter kit to connect to any water faucet.Doesn't use electricity : Works using only water pressure from your faucet Saves water : Pressure activated rinser ensures water is used only when a glass is being rinsed One size cleans all : From hard-to-clean mugs to delicate wine glasses, the Spülboy leaves all glassware sparkling clean Less soap mess : Uses low-sudsing detergent.. NSF certified hardware with specialty back flow restriction for USA approval. Meets all US health code standards. Fast and easy to use : Glasses are scrubbed mechanically in the wash canister with interior and exterior brushes, then rinsed inside and out with fresh water with the patented 2-level valve. Creates a Draft Ready glass : Increase customers and profits when you serve all your beverages in perfectly cleaned glassware. Commercial bars sanitize and drip dry. Cleans all sizes glassware and pitchers. Fits inside standard three compartment sink.A complete line of replacement brushes and parts, recommended cleaning chemicals, and accessories available.

#NPT-2000 Single Canister with open rinse arm/valve assembly for use inside sink as shown \$359.95

#NPT-3000 Double Canister with enclosed rinse arm/valve assembly for countertop & catering use (not shown) \$529.95

Hand Carts, Keg Dollies Bumpers



#KPC-100 Keg Cart. Easily moves heavy kegs, stock pots, 5 gallon pails and more.

#KPC-100 \$178.95



#DOL-100 Keg Dolly with all metal construction and 5 heavy duty swivel casters. Supports up to 400 lbs. Metal placement guides holds kegs and other containers (fits most plastic trash containers) in place.



1-5 \$66.95 6-UP \$73.95



980 Rubber keg bumper. 19" diameter by 5" thick. \$94.95



#981 Gold Manila Keg Bumpers

Made from top quality extra thick manila rope. Nylon rope handle with heavy duty rubber covering. 16"W x 9" thick x 14"H. \$77.95

Valley Craft Aluminum Beverage Hand Trucks

Tapered lightweight all-welded tubular aluminum frame

Curved back frame cradles kegs

Low center of gravity makes it easier to pull back and control heavy loads

Heavy duty 3/4" steel axle is replaceable and protected by a sturdy housing, rolls smoothly on maintenance-free sealed bearings

10" x 3 1/2" pneumatic tires

Heavy-duty steel nose plate (easily replaceable with two bolts)



#VC-3880

- ✓ Ideal for beverage transport
- ✓ Built to handle heavy, cumbersome loads
- ✓ Made to last through years of rugged use
- ✓ 600 lb. capacity
- ✓ Holds six cases, two half kegs or one CO2 tank
- ✓ Black skid rail guards are 22" long overall and protect stair climbers from wear
- ✓ 20 1/2" wide x 51" high
- ✓ Manufacturer's limited one-year warranty

#VC-3880 With 8" x 16" Nose Plate \$366.95

#VC-3888 With 10" x 16" Nose Plate \$366.95

#VC-3888

Parts



#388-GRIP Handle grip \$2.25 each

#388-AXLE 19 13/16" long axle x 3/4" diameter \$19.95



#388-THICK Thick washer \$.50 each



#388-BEAR 3/4" ID wheel bearing \$4.50 each



#388-WHEEL 10" wheel assembly \$46.50



#388-TUBE Inner tube \$5.95



#388-TIRE 10" x 3 1/2" four ply tire \$19.95



#388-SKID Skid rail guard \$12.95 each
#388-SKIDPACK Bolts and nuts \$2.50 set of 3



#388-RING 3/4" retaining ring \$.95 each



#388-8 8" x 16" nose plate \$48.00



#388-10 Bolts and nuts \$10.95 set of 2
#388-10 10" x 16" nose plate \$49.50



Liberator Narrow Aisle Trucks & Parts

Specially engineered brackets move each wheel in 1-1/2" (making a cart only 14" wide with D12 wheels). Fits all Liberator and comparable competitor's hand trucks. Use with 8" or 10" wheels. Optional stair climbers are engineered from steel for long life. Ideal for beverage distributors & retailers, or any one delivering in tight areas.

Model #	Description	Cost
7507-001	LH wheel brackets	\$18.00
7507-002	RH wheel bracket	18.00
2002-272	Long axle, narrow aisle	8.50
2002-273	Short axle, narrow aisle	8.50
2002-E40	Stairclimber, narrow aisle	59.00

Only
14"
Wide!

A12 B10CM1 D12 NA-
Regularly- \$166.27
Special Price- \$141.33



4 Wheel Snack Carts

Ideal For Snack Food Deliveries

Lightweight, high capacity design. 66" bed length great for large boxes of chips, pretzels, etc. 36" folding nose great as a upright hand cart or helps hold boxes in place on the bed. Plate folds up for transportation and storage. Latches keep both the handle and the folding nose in the upright position. Comes standard with 14" x 7 1/2" cast aluminum nose and 8" balloon cushion wheels. 5" swivel stem casters provide a smooth ride and long life.

Optional equipment for snack truck

18" x 7 1/2" cast aluminum nose	CA2	\$9.25
14" x 7 1/2" extruded aluminum nose	C1	6.50
18" x 7 1/2" extruded aluminum nose	C2	17.95
8" aluminum core mold on tires	D12	-
8" pneumatic tires	D9	8.25

Specifications

Overall Height	73"
Width (at noseplate)	14"
Bed Length	66"
Handle Height	38"
Folding Nose Length	36"
Folding Nose Height	46"
Weight (w/ D11)	35 lbs
Capacity (folding nose)	80 lbs
Capacity (4 wheel)	400 lbs

Regularly- \$264.91
Special Price- \$225.50



B&P Also Makes the No.1 Selling Line of Aluminum Dockboards, Platform Trucks, Truck Walk Ramps, Foodservice Delivery Trucks with Disc Brakes, Bread Trucks, Ice Cream Trucks and More!!

All B&P wheels feature precision wheel bearings,sealed with all the lubrication they'll ever need.Saves maintenance costs and operates cleaner- no grease to deal with.Precision bearings roll smoother and are rated for heavier loads than old style bearings.

Lightweight, modular aluminum design. 48lbs. Critical components engineered from steel. Integral folding nose closes flush with frame. Latch keeps swing arm up and out of the way. Locks in 45 degrees position. Available with pneumatic or balloon cushion wheels.

...the 3
Way
Truck



Specifications

Height (two wheel position)	52"
Height (four wheel position)	42"
Deck Area	51" x 12"
Deck Height	11"
Capacity (two wheel position)	600 lbs
Capacity (45 degrees position)	600 lbs
Capacity (down position)	900 lbs
Weight	48 lbs



#B60 CM2 D5
Regularly- \$419.50
Special Price - \$356.55

The Salesman's Curved Back Folding Frame Truck

Allows beverage sales people to stow the hand truck in a car trunk. Curved back and handle allows for carrying of kegs and cylinders.



A4-B5F-C21F-D12-F1
Regularly- \$299.50
Special Price- \$254.50

**Make Your Own
Liberator
Hand Truck!**

**Choose one component each from A, B, C, D +
accessories from E + completion package from F**

A
Handle



A1
Standard Loop, 50" high w/o #E45 ext. Wgt 0.8 lb \$14.75



A2
Standard Loop, 50" high with #E45 ext. Wgt 1.4 lb \$20.25



A3 52", 2.2 lb \$22.75
A4 55", 2.4 lb \$22.75
A5 60", 2.5 lb \$22.75
A6 68", 2.7 lb \$25.75



A7 for B1, B3, B6, B7 frames \$33.75
A10 for B4, B5 frames \$35.75



A11
Double Grip, 48" high with #E45 ext. Wgt 1.5 lb \$22.50



A12
Straight Loop, 52" high, single grip Wgt 1.7 lb \$22.50



A13
Standard Loop, 50" high, comfort sleeve w/o #E45 ext. Wgt 1.3 lb \$22.25



A14
Standard Loop, 50" high, comfort sleeve with #E45 ext. Wgt 1.3 lb \$22.50



A15 55", 2.3 lb \$22.75
A16 60", 2.3 lb \$22.75
A17 68", 2.3 lb \$22.75

**"Superior
Construction!"**

Parts are interchangeable with other leading brand hand trucks

More types and sizes of parts available-if you don't see it, ask!

B
Frame



B1
Straight Back for general purpose Wgt 4.5 lb \$41.99



B3
Straight Back with 2 straps Wgt 7 lb \$58.95



B4
Curved Back with one strap for cylindrical or flat loads. All aluminum Wgt 6.5 lb \$69.50



B5
Curved Back, ideal for kegs, pails, etc. All aluminum Wgt 5.5 lb \$51.95



B6
Combination Back, ideal for cases on top of kegs. 1 curved and 2 straight crossbars. Wgt 5 lb \$51.95



B7
Combination Back, ideal for cases on top of kegs. 2 curved and 1 straight crossbars. Wgt 5.5 lb \$51.95

**SAVE ON
UPS &
FEDEX
BUY A
K.D.
HAND
CART IN
A BOX.**


C
Nose



C1
Extruded aluminum 14" x 7 1/2" Recessed heel Wgt 4.6 lb \$33.95



C2
Extruded aluminum 18" x 7 1/2" Recessed heel Wgt 5.8 lb \$41.95



C3
Extruded aluminum. 14" x 9", 7 1/2" deep R/mount, adjustable for front or rear frame mount Wgt 5.3 lb \$40.95
C3-A Same as C3 w/o mounting bracket \$31.75



C5
Extruded aluminum. 18" x 9", 7 1/2" deep R/mount, adjustable for front or rear frame mount Wgt 6 lb \$42.50
C5-A Same as C5 w/o mounting bracket \$35.99



C6
Extruded aluminum. 18" x 9" deep Front mount only Wgt 6 lb \$41.95
C6-A Same as C5 w/o mounting bracket \$32.50



C7
Extruded aluminum 14" x 10" Recessed heel Wgt 6 lb \$64.50



Extruded aluminum (front mount only)
C8 16" x 12", 8.3 lb \$57.25
C8-A Same as C8 w/o mounting bracket \$47.95
C9 20" x 12", 10.3 lb \$61.95
C9-A Same as C9 w/o mounting bracket \$52.75

Our line of Direct Replacement aluminum cast noses Fits most competitors' models, with the B&P quality you can expect!

b+p Manufacturing



CA1
Cast aluminum 14" x 7 1/2" Recessed heel with cutouts Wgt 2.5 lb \$29.95

Aluminum Cast noses carry a 1 year warranty All other parts carry a 2 year warranty




CA2
Cast aluminum 18" x 7 1/2" Recessed heel with cutouts Wgt 3.7 lb \$37.99



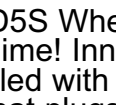
C19
Extruded aluminum 14" x 7 1/2" Recessed heel Wgt 5.8 lb \$33.95

New!!!
C19 Nose Plate Great for Kegs and cases

Wheels

D2  10" x 2 1/2" (set of 2) Solid rubber, 1 pc. steel hub, 500 lb capacity **\$40.00**
D2-A Single wheel (6 lb) **\$20.00**


D5  10" x 3 1/2" (set of 2) 4 ply, 55 PSI inner tube, 2 pc. steel hub, 600 lb capacity **\$44.50**
D5-A Single wheel (4.6 lb) **\$22.25**


D5S  **Wheels Feature Slime! Inner tubes are filled with green liquid that plugs punctures!**

D14  **NEW!! 8" FOAM FILLED WHEELS**
 New! D14 8" x 3" Care Free foam filled tires, steel one piece hub, 600 lbs.capacity. Uses long axle. Set of two wheels. **\$68.00**


D5S  55 psi inner tube is charged with slime to prevent flats. 10" x 3 1/2" (set of 2) 4 ply, 2 pc. steel hub, 600 lb capacity **\$48.00**
D5S-A Single wheel (4.9 lb) **\$24.00**


D6  10" x 3 1/2" (set of 2) Care Free® solid foam filled, 500 lb capacity **\$78.50**
D6-A Single wheel (5.4 lb) **\$39.25**

D8  8" x 2" (set of 2) Molded rubber, non-marking grey, 600 lb capacity **\$38.50**
D8-A Single wheel (2 lb) **\$19.25**

D10  10" x 2 1/8" (set of 2) Balloon cushion with polyolefin hub, 600 lb. capacity **\$40.00**
D10-A Single wheel (3 lb) **\$20.00**

D14-A single wheel (4.5 lbs) **\$34.00**
 Newly designed Care Free foam filled wheels absorb less moisture than ever before!

D11  8" x 2 1/8" (set of 2) Balloon cushion with polyolefin hub, 600 lb. capacity **\$30.50**
D11-A Single wheel (2.5 lb) **\$15.25**

D12  8" x 1 5/8" (set of 2) Black rubber mold-on w/ cast aluminum offset hub **\$31.00**
D12-A Single wheel (2 lb) **\$15.50**

Accessories

E1L  Set of two high strength extruded aluminum stair climbers with 1/2" thick heavy duty wear strip. Wgt 3.3 lb **\$30.99**

E17  Set of two adapters needed to install #E1L stair climbers on some non-B&P hand trucks. Wgt 0.3 lb **\$4.50**


E45/E52/E60/E68  Heavy duty formed frame extensions to be used with A1, A2, A11, A13 and A14 handles only
E45 45" high, 0.5 lb **\$5.50**
E52 52" high, 1.2 lb **\$8.50**
E55 55" high, 1.4 lb **\$14.50**
E60 60" high, 1.7 lb **\$18.95**
E68 68" high, 2.3 lb **\$18.95**

New!!!  **Frame Extension Foam Sleeves** with durable cover to resist tearing. Grab cart from the extension with a better grip. Softens contact of extension on arms and body when going up and down stairs. 15" long, 3" diameter. Slides onto 52-68" Extensions. **#EFS-15 \$15.00**


E13  **NEW! Kick bar for 10" wheels.** Mounts to stairclimbers. **\$7.95**

10% Discount* On Purchase of 2 or More Hand Trucks!
 *not applicable on featured specials
Call for Special Pricing on 6 or More Hand Trucks

E2F/E2R/E3F/E3R  Full channel extruded folding nose extensions **E2F/E2R** 20" long, 2.8 lb **E3F/E3R** 30" long, 4.5 lb **\$45.25**
 F=Front mount for C4, C6, C8 & C9 noses
 R=Recessed mount for C1, C2, C5 & C7 noses

E9  Beer keg hook for Sankey type half barrel. Attaches to hand truck frame to lock keg in place while transporting. For use with B5 and B7 frames only. Wgt 0.5 lb **\$25.95**

Completion Pack

F1  **Complete Instructions**

F1 Completion pack for all models except those with D8 wheels. Includes wheel brackets, frame reinforcements, LONG axle and fastener pack #1. Wgt 4.8 lb **\$25.95**
F2 Completion pack for models with D8 wheels. Same as F1 pack but with SHORT axle and fastener pack #2. Wgt 4.5 lb **\$26.50**

Miscellaneous Parts and Hardware

Part#	Description	Cost
RH-BRACKET	Right hand wheel bracket	\$6.50
LH-BRACKET	Left hand wheel bracket	6.50
AXLE-SHORT	D8 -16 ¹³ /16" axle kit (washers & pins)	6.75
AXLE-LONG	D2,D5,D5S,D6,D10,D11,D12- 18" axle kit	6.75
AXLE-PART-PACK	Cotter/roll pins (2 each with washers)	1.25
COTTER-PIN	Axle cotter pin	.15
ROLL-PIN	Axle roll pin	.25
WASHER-THIN	Thin axle washer	.35
WASHER-THICK	Thick axle washer	.25
NOSE-PACK	Bolt package for noses	.75
IN-TUBE	D5 inner tube	4.95
MOUNT-KIT	Mounting kit for C3, C5, C8 & C9 noses	8.75

Parts are interchangeable with other leading brands.

E1-SKID-15	Wear skid for new style E1 stair climber	2.99
E1-SINGLE	Single E1 stair climber	16.00
E1-FP	Fastener pack for E1 stair climber	3.95
HANDLE-PACK-L	Handle bolt pack (long) 2" bolts	1.11
HANDLE-PACK-S	Handle bolt pack (short) 1-3/4" bolts	1.11
A11-LH	Left hand single grip	8.10
A11-RH	Right hand single grip	8.10
HANDLE-GRIP	Handle grip only (orange)	1.50
CHANNEL-SIDE	Side channel reinforcement (all frames)	3.25
PWB-58	Precision wheel bearing	2.80
E1-SKID-15-PAIR	Pair of 15" skids with hardware	7.25

Liberator Aluminum Convertible Hand Trucks



Liberator Jr.

Liberator Sr.

Hand Truck to Platform Truck in an Instant!
Press release bar and roll bottom forward

	Reg. Price	Special Price
Liberator Junior		
B75-C6 w/D2 wheels	\$328.85	\$279.50
B75-C6 w/D5 wheels	333.57	283.50
B75-C6 w/D6 wheels	368.88	313.50
B75-C6 w/D10 wheels	326.20	277.50
Liberator Senior		
A1-B81-C6w/D2 wheels	386.09	328.25
A1-B81-C6 w/D5 wheels	390.81	332.25
A1-B81-C6w/D6 wheels	426.11	362.25
A1-B81-C6w/D10 whls	383.44	325.25

See Hand Truck Parts Pages for descriptions of different wheels

Many more models, parts and accessories available

Liberator Convertible	Sr.	Jr.
Overall width	20"	20"
Frame width	12"	12"
Height as hand truck	61.5"	52"
Height as platform truck	46"	41"
Capacity as hand truck (D2, D6 wheels)	500 lb	500 lb
Capacity as hand truck (D5, D5S, D10 wheels)	600 lb	600 lb
Capacity as platform truck (D2, D6 wheels)	1000 lb	1000 lb
Capacity as platform truck (D5, D5S, D10 wheels)	1200 lb	1200 lb
Platform bed length	51.5"	38.25"
Platform height from floor	11"	11"
Casters/swivel	5"x1 1/4"	5"x1 1/4"
Noseplate dimensions	18"x9"	18"x9"
Ship weight w/D2 wheels	46 lb	43 lb
Ship weight w/D5 wheels	42 lb	39 lb
Ship weight w/D6 wheels	45 lb	42 lb
Ship weight w/D10 wheels	41 lb	38 lb

Deliveryman's Friend!

Reduce lower back injuries with the Curb Ramp

- ✓ Handle riveted to underside doubles as a support leg
- ✓ 26"W x 18"D
- ✓ 750 lb. capacity
- ✓ 8 lbs. weight
- ✓ Many more sizes available

#DCRP2618
ONLY \$68.50



Liberator Sr. opened for flat truck use

All B & P Handtrucks and Convertibles have interchangeable and compatible parts with other leading brands, are lightweight, yet are so vastly superior in construction and design that they save money thru less downtime & repairs.

Liberator Hand Trucks by



Lightweight Aluminum Hand Trucks at Steel Hand Truck Pricing!

Specially Priced Hand Trucks are assembled at no extra charge

#A1-B1-C1M-D8-F2

- ✓ 600 lb. capacity
- ✓ Single loop handle
- ✓ Standard straight back frame
- ✓ Extruded aluminum 14" x 7 1/2" nose plate with recessed heel
- ✓ 8" x 2" molded rubber non-marking grey tires
- ✓ Lightweight: Only 19 lbs

Regular Price \$150.31
Special Price \$127.95

#A10-B5-C3-D5-E1L-F1

- ✓ Vertical loop 52" handle
- ✓ Curved back frame
- ✓ 14" x 9" rear mount nose plate
- ✓ 10" x 3 1/2" 4 ply tires with 55 PSI inner tubes
- ✓ Extruded aluminum stair climbers
- ✓ Lightweight: Only 32 lbs

Regular Price \$229.06
Special Price \$194.75

Save on UPS/FedEx Charges by purchasing an Unassembled Hand Truck!

UPS/FedEx charges an additional \$6.00 to ship an assembled hand truck, plus a dimensional charge. Unassembled hand trucks are shipped packed in a box with easy-to-follow instructions.

#A1-B1-C1M-D8-E1-F2
Same as above with extruded aluminum stairclimbers
Regular Price \$182.29
Special Price \$151.75

#A1-B1-C1-D8-E1-E52-F2
Same as above with extruded aluminum stairclimbers and 52" frame extension
Regular Price \$194.08
Special Price \$164.95

Select one of these specially priced hand trucks or custom assemble your own!

Exclusive 2-Year Warranty And 600lbs.Capacity

#A11-B1-C1-D8-E1L-E52-F2

- ✓ Double grip handle
- ✓ Straight back frame
- ✓ 14" x 7 1/2" recessed heel nose plate
- ✓ 8" x 2" molded rubber non-marking grey tires
- ✓ Extruded aluminum stair climbers
- ✓ 52" frame extension
- ✓ Lightweight: Only 25 lbs

Regular Price \$201.77
Special Price \$171.50

#A1-B4-C2-D5-F1

- ✓ Single loop handle
- ✓ Curved back frame with one strap
- ✓ 18" x 7 1/2" recessed heel nose plate
- ✓ 10" x 3 1/2" 4Ply 55PSI tires
- ✓ Lightweight: Only 27 lbs

Regular Price \$195.49
Special Price \$166.25

Parts are interchangeable with other leading brand hand trucks